










































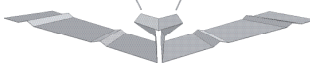
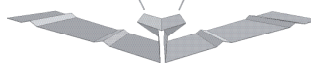
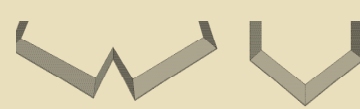





DESCRIPTION	STONE CREATED	DECRA VILLA TILE (Direct to Deck) Hidden Fasteners		DECRA TILE (Battens Only)		DECRA SHINGLE XD [®] (Direct to Deck) Hidden Fasteners		DECRA SHAKE XD [®] (Direct to Deck) Hidden Fasteners		DECRA SHAKE (Battens Only)			
		DECRA PANEL	✓	Panel Size: 17" x 44-1/4" Exposure: 14-1/2" x 39-1/2" 25.2 panels / square 6.01 lbs / panel 350 panels / 2,104 lbs / pallet Minimum Pitch: 3:12		Panel Size: 16-1/2" x 52" Exposure: 14-1/2" x 50" 20 panels / square 6.06 lbs / panel 350 panels / 2,121 lbs / pallet Minimum Pitch: 3:12		Panel Size: 14-1/8" x 52-3/8" Exposure: 12-1/4" x 49-1/2" 23.8 panels / square 5.73 lbs / panel 280 panels / 1,719 lbs / pallet Minimum Pitch: 4:12		Panel Size: 14-1/8" x 52-1/8" Exposure: 12-3/8" x 49-7/8" 23.4 panels / square 5.86 lbs / panel 280 panels / 1,719 lbs / pallet Minimum Pitch: 3:12		Panel Size: 14-5/8" x 53" Exposure: 12-5/8" x 51" 22.4 panels / square 5.55 lbs / panel 300 panels / 1,665 lbs / pallet Minimum Pitch: 3:12	
PANEL VENT 1 PANEL VENT / BOX	✓	Panel Size: 17" x 44-1/4" - 13.80 lbs Exposure: 14-1/2" x 39-1/2" Net Free Area: 64 sq. in.		Panel Size: 16-1/2" x 52" - 12.35 lbs Exposure: 14-1/2" x 50" Net Free Area: 55 sq. in.		Panel Size: 14-1/8" x 52-3/8" - 12.05 lbs Exposure: 12-1/4" x 49-1/2" Net Free Area: 64 sq. in.		Panel Size: 14-1/8" x 52-1/8" - 12.70 lbs Exposure: 12-3/8" x 49-7/8" Net Free Area: 64 sq. in.		Panel Size: 14-5/8" x 53" - 12.80 lbs Exposure: 12-5/8" x 51" Net Free Area: 64 sq. in.			
HIP & RIDGE	✓	Tile Hip & Ridge 14-1/2" Exposure 1.1 lbs / piece 900 / 990 lbs / pallet		Tile Hip & Ridge 14-1/2" Exposure 1.1 lbs / piece 900 / 990 lbs / pallet		Shingle Hip & Ridge 25-3/4" Exposure 1.08 lbs / piece 460 / 497 lbs / pallet		Shake Hip & Ridge 12-5/8" Exposure .85 lb / piece 900 / 765 lbs / pallet		Shake Hip & Ridge 12-5/8" Exposure .85 lbs / piece 900 / 765 lbs / pallet			
END CAP	✓	Tile End Cap .2 lbs / piece 50 / 10 lbs / bundle		Tile End Cap .2 lbs / piece 50 / 10 lbs / bundle		n/a		Shake End Cap .2 lbs / piece 50 / 10 lbs / bundle		Shake End Cap .2 lbs / piece 50 / 10 lbs / bundle			
HIP	✓	Use Villa Channel along both sides of hip Finish with Tile Hip & Ridge		Tile Hip & Ridge		Use XD [®] Channel along both sides of hip Finish with Shingle Hip & Ridge		Use XD [®] Channel along both sides of hip Finish with Shake Hip & Ridge		Shake Hip & Ridge			
RIDGE	✓	Villa Bird Stop - Ridge 5' Length (both sides of ridge, cover w/ Tile Hip & Ridge) 1.93 lbs / piece 300 / pallet / 579 lbs / pallet DECRA Ridge Vent		Tile Hip & Ridge DECRA Ridge Vent		Shingle Hip & Ridge DECRA Ridge Vent		Shake Hip & Ridge DECRA Ridge Vent		Shake Hip & Ridge DECRA Ridge Vent			
EAVE FASCIA DETAIL OR STARTER	✓ all except Starter Pieces	Villa Bird Stop - Eave 5' Length 1.99 lbs / piece 300 / pallet 597 lbs / pallet		3.5" or 5" Fascia Metal (Eave) Flashing 6'6" length 3.5" - 3.5 lbs / piece 300 pcs / 657lbs / pallet 5" - 3.11 lbs / piece 300 pcs / 933 lbs / pallet		Starter Clip w/ Drip Edge 6'6" length 2.58 lbs / piece 120 pcs / 310 lbs / 1/2 pallet 240 pcs / 620 lbs / pallet		Starter Clip w/ Drip Edge 6'6" length 2.58 lbs / piece 120 pcs / 310 lbs / 1/2 pallet 240 pcs / 620 lbs / pallet		3.5" or 5" Fascia Metal (Eave) Flashing 6'6" length 3.5" - 3.5 lbs / piece 300 pcs / 657lbs / pallet 5" - 3.11 lbs / piece 300 pcs / 933 lbs / pallet			
SHORT COURSE		use batten		use batten		Short Course Clip 6'6" length 2.04 lbs / piece		Short Course Clip 6'6" length 2.04 lbs / piece		use batten			
ROOF-TO-WALL	✓ Side Flashing Only	Villa Channel 6'6" length 3.4 lbs / piece 150 pcs / 510 lbs / pallet		Side Flashing 6'6" length 2.27 lbs / piece 150 pcs / pallet 340 lbs / pallet		XD [®] Channel 6'6" length 2.95 lbs / piece 150 pcs / pallet 443 lbs / pallet (Side Flashing available)		XD [®] Channel 6'6" length 2.95 lbs / piece 150 pcs / pallet 443 lbs / pallet (Side Flashing available)		Side Flashing 6'6" length 2.27 lbs / piece 150 pcs / pallet 340 lbs / pallet			
ROOF PENETRATIONS (PIPE OR VENTS)		Villa Underpan 1.9 lbs / piece 25 / bdl, 2 bdl / pallet 95 lbs / pallet	 18-1/4" x 22"	Tile Underpan 1.95 lbs / piece 25 / bdl, 2 bdl / pallet 98 lbs / pallet	 16-1/2" x 24"	Shingle/XD [®] Underpan 3.3 lbs / piece 25 / bdl, 2 bdl / pallet 165 lbs / pallet	 24-3/4" x 30"	Shingle/XD [®] Underpan 3.3 lbs / piece 25 / bdl, 2 bdl / pallet 165 lbs / pallet	 24-3/4" x 30"	Shake Underpan 1.8 lbs / piece 25 / bdl, 2 bdl / pallet 90 lbs / pallet	 14-5/8" x 24"		
VALLEY	✓ Valley Cap Only	Villa Valley 6'6" Length 8.70 lbs / piece 100 / 870 lbs / pallet		Source Locally		XD [®] Valley & Cap 6'6" Length for both 11.15 lbs & 2.46 lbs / piece Valley 40 pcs / pallet / 446 lbs Cap 300 pcs / pallet / 738 lbs		XD [®] Valley & Cap 6'6" Length for both 11.15 lbs & 2.46 lbs / piece Valley 40 pcs / pallet / 446 lbs Cap 300 pcs / pallet / 738 lbs		Source Locally			
RAKE/GABLE	✓ Hip & Ridge Rake/Gable Channel, only visible area	Villa Channel 6'6" length 3.4 lbs / piece 150 pcs / pallet 510 lbs / pallet	 cover w/ Tile Hip & Ridge)	Use Tile Hip & Ridge		Shingle Rake/Gable Channel 6'6" length 2.79 lbs / piece 120 / pallet 335 lbs / pallet		Shake XD [®] Rake/Gable Channel 6'6" length 3.84 lbs piece 120 / pallet 461 lbs / pallet		Use Shake Hip & Ridge			
COLORS	✓	Amalfi Sand, Capri Clay, Pompeii Ash, Rustico Clay, Venetian Gold		Charcoal, Chestnut, Garnet, Granite Grey, Shadowood, Terracotta, Weathered Timber		Classic Cobblestone, Midnight Eclipse, Natural Slate, Old Hickory		Antique Chestnut, Pinnacle Grey		Charcoal, Chestnut, Granite Grey, Shadowood, Weathered Timber			
INSTALLED WEIGHT (APPROXIMATE)		160 lbs / square (100 sq. ft.)		150 lbs / square (100 sq. ft.)		150 lbs / square (100 sq. ft.)		150 lbs / square (100 sq. ft.)		150 lbs / square (100 sq. ft.)			
Additional items available:													
DECRA Debris Guard High-Profile Use with Shake XD as needed along rakes and valleys 1-1/2" W x 1" H x 50" L (2) 50' rolls / 4.28 lbs / pkg 28 pkgs / 120 lbs / pallet		DECRA Debris Guard Low-Profile Use with Shingle XD as needed along rakes and valleys. 2" W x 3/8" H x 50' L (2) 50' rolls / 1.96 lbs / pkg 44 pkgs / 87 lbs / pallet		DECRA Ridge Vent (see venting calculator at www.decra.com) 2-1/2" W x 1" H x 20' L (2) 20' rolls / 3.31 lbs / pkg 40 pkgs / 133 lbs / pallet		Flat Sheet 16" x 54" (coordinate with panel color) 5.60 lbs / piece - 50 / bundle		Side Flashing 6'6" length (coordinate with panel color) 2.27 lbs / piece - 150 pcs / pallet 341 lbs / pallet		Touch-Up Kit (coordinate with panel color) 5.53 lbs / each bag of stone chip & bottle of acrylic base coat (touch up pipe/vent penetrations, transitions & panels) 5 lb bag of stone chip available separately		Fasteners (hidden) Corrosion Resistant Screws #9 Hex (1/4" diameter) x 1-1/2" long 2000 pcs / bag 16.65 lbs / box	
										Fasteners (exposed) Color Coordinated Screws (coordinate with panel color, see chart at www.decra.com) #9 Hex (1/4" diameter) x 1-1/2" long 500 pcs / bag (4 bags / box) 16.70 lbs / box			